


Rose Tree Media School District Summer 2025 Reading & Math

Entering 2nd Grade



Media Elementary School



Name _____

Answer the following

Monday

Extra Day of Math

Fill in the missing numbers from this part of the 100s chart.

	22	

7

Complete the pattern
1, 3, 5, 7, __, __, __

What will the 11th number in the pattern be?

out. How many frogs were still in the pond?
Show your work.



Boys	
Girls	

How many children are in the class? How many more boys than girls are there?

Congratulations new second graders!

You have worked very hard this school year and learned a lot! It is important to maintain those skills over the summer so you can start strong next year. In this booklet, you will find your summer math and reading work. Complete your summer math calendar by following the directions for each day during the month of July. There is space in this summer booklet to show your work. There are also games to play with friends and family. You will also find your summer reading work in this booklet. Look for resources for the family and a reading log.

Have a safe and happy summer!

Grade

y

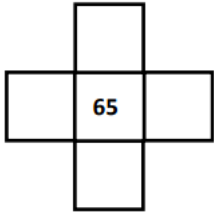
e:

t

ing chart:

14

Fill in the missing numbers from this piece of the 100s chart.



15

Rick collected 6 baseball cards. Then he collected 3 more. Then his friend gave him 4 more. How many cards does he have? Show your work.

16

Write the fact family for the numbers: 4, 6, and 10

$$\underline{\quad} + \underline{\quad} = \underline{\quad}$$

$$\underline{\quad} + \underline{\quad} = \underline{\quad}$$

$$\underline{\quad} - \underline{\quad} = \underline{\quad}$$

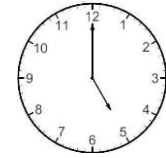
$$\underline{\quad} - \underline{\quad} = \underline{\quad}$$

17



Kate had some shells. She found 6 more on the beach. Now she has 14 shells. How many shells did Kate have to begin with? Show your work.

18



What time does the clock show? _____

What time will it show in two hours? _____

Monday

21

Label the following numbers as EVEN or ODD.

6 _____

13 _____

20 _____

49 _____

52 _____

Tuesday

22

Fill in the blanks with the missing number.

$$3 + 5 = 2 + \underline{\quad}$$

$$4 + \underline{\quad} = 5 + 6$$

$$10 - 7 = 8 - \underline{\quad}$$

$$\underline{\quad} - 1 = 4 + 5$$

Wednesday

23



Will catches 8 butterflies. 4 butterflies fly away. Then Will catches 6 more butterflies. How many butterflies does Will have now? Show your work.

Thursday

24

Round the following numbers to the closest 10.

6

23

47

51

35

Friday

25

Complete the pattern.

3, 6, 9, _____, _____, _____

28

Fill in the following with

>, <, or =

$14 \underline{\quad} 41$

$32 \underline{\quad} 22$

$7 + 5 \underline{\quad} 9 + 3$

$12 - 4 \underline{\quad} 15 - 8$

$12 + 8 \underline{\quad} 23 - 2$

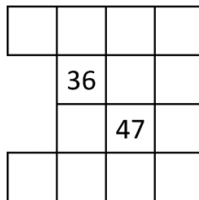
29



Bob had 15 grapes. Tim gave him 8 more grapes. Then, Bob got 7 more grapes. How many grapes does Bob have now? Show your work.

30

Fill in the missing numbers from this piece of the 100s chart.



31

Make a Heads and Tails chart. Flip a penny 20 times. Use tally marks to fill-in your chart. Which side had the most? How many more? Show your work.

Extra Day of Math Fun!

Show 3 ways to make the number 12.

Extra Day of Math Fun!

July 1st

July 2nd

July 3rd

July 4th

July 7th

July 8th

July 9th

July 10th

July 11th

July 14th

July 15th

July 16th

July 17th

July 18th

July 21st

July 22nd

July 23rd

July 24th

July 25th

July 28th

July 29th

July 30th

July 31st

Extra Day of Math Fun!

Write your own math challenge and solve.

Domino Addition Game


Directions:

1. You will need several dominoes to play this game.
2. Choose one domino.
3. Write an addition sentence to match the domino.

_____ + _____ = _____

_____ and _____ is _____

4. Play until you have ten addition sentences.

Example:  $6 + 3 = 9$



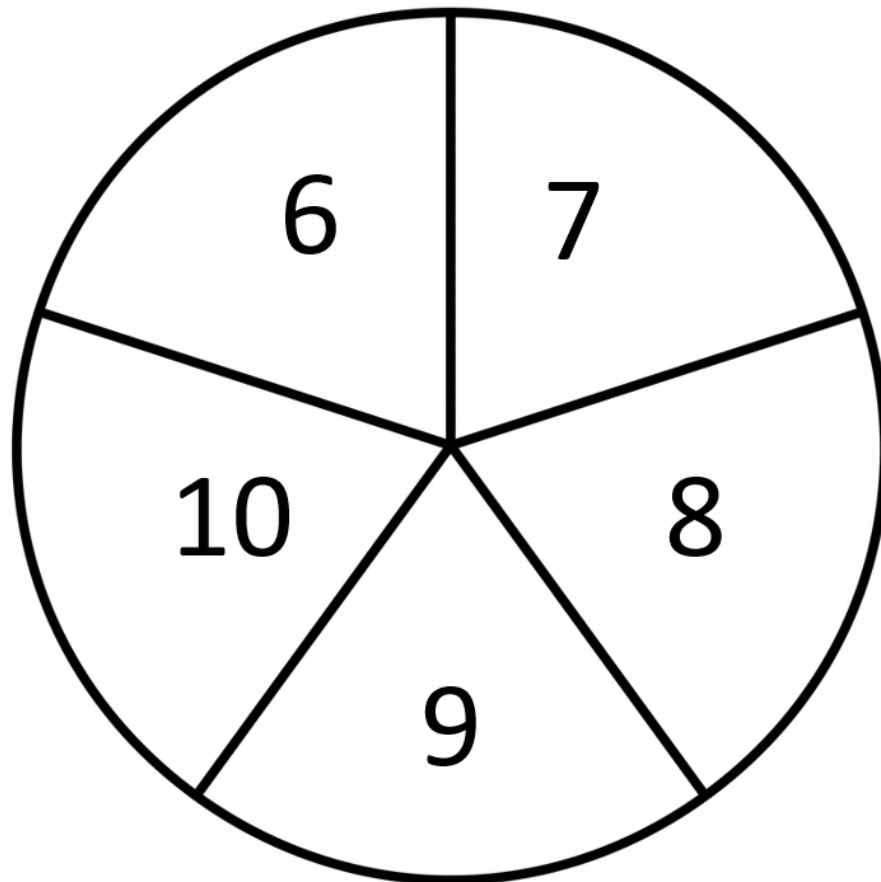
Directions:

1. Spin the first spinner - use a pencil and paper clip.
2. Count out that many counters (cheerios, pennies, etc.).
3. Spin the second spinner.
4. TAKE AWAY that amount of counters.
5. Count how many counters are left.
6. On a scratch piece of paper write a number sentence to match:


_____ - _____ = _____
_____ take away _____ is _____

7. Play until you have ten number sentences.

Spinner 1



Spinner 2



Race You to 30¢

Object of the Game:

Players take turns collecting pennies and trading 10 pennies for 1 dime. The winner is the first player to collect exactly 3 dimes.


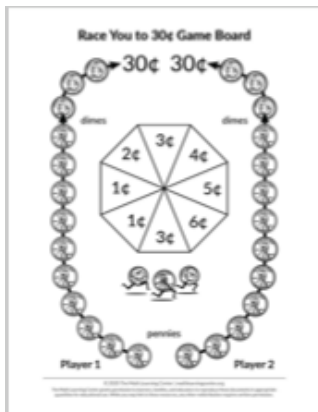
Materials:

- 24 real or pretend pennies
- 5 real or pretend dimes
- 1 Race You to 30¢ Game Board
- Pencil and paper clip or safety pin for the spinner

You can make pretend pennies and dimes by cutting circles out of cereal or cracker boxes or any kind of paper.

If you don't have a copy of the game board or can't print a copy right now, you can still play the game. Try drawing your own 10-frames. When a 10-frame fills with 10 pennies, trade the pennies for 1 dime. You will need a 10-frame for each player.

You can share a dotted or numbered dice instead of using the spinner.



Skills:

This game helps us practice:

- Identifying pennies and dimes
- Counting by 10s and 1s
- Trading 10 ones to make 1 ten

How to Play:

1. Play with a partner. Decide who will go first.
2. Take turns spinning the spinner or rolling the dice. Take that number of pennies and set them on the game board or in your 10-frame.
3. When you get 10 or more pennies, you get to trade 10 pennies for 1 dime. If you have extra pennies, keep them on the game board or in your 10-frame.
4. If a player is getting close to 30¢ and spins a number that is more than the number of pennies needed to win, the player loses that turn.
5. The first player to get 3 dimes (30¢ exactly) wins the game.
6. Have fun!

Tips for Families:

Before you play:

- Talk about the coins. *Can you name the coins? How much are they worth?*

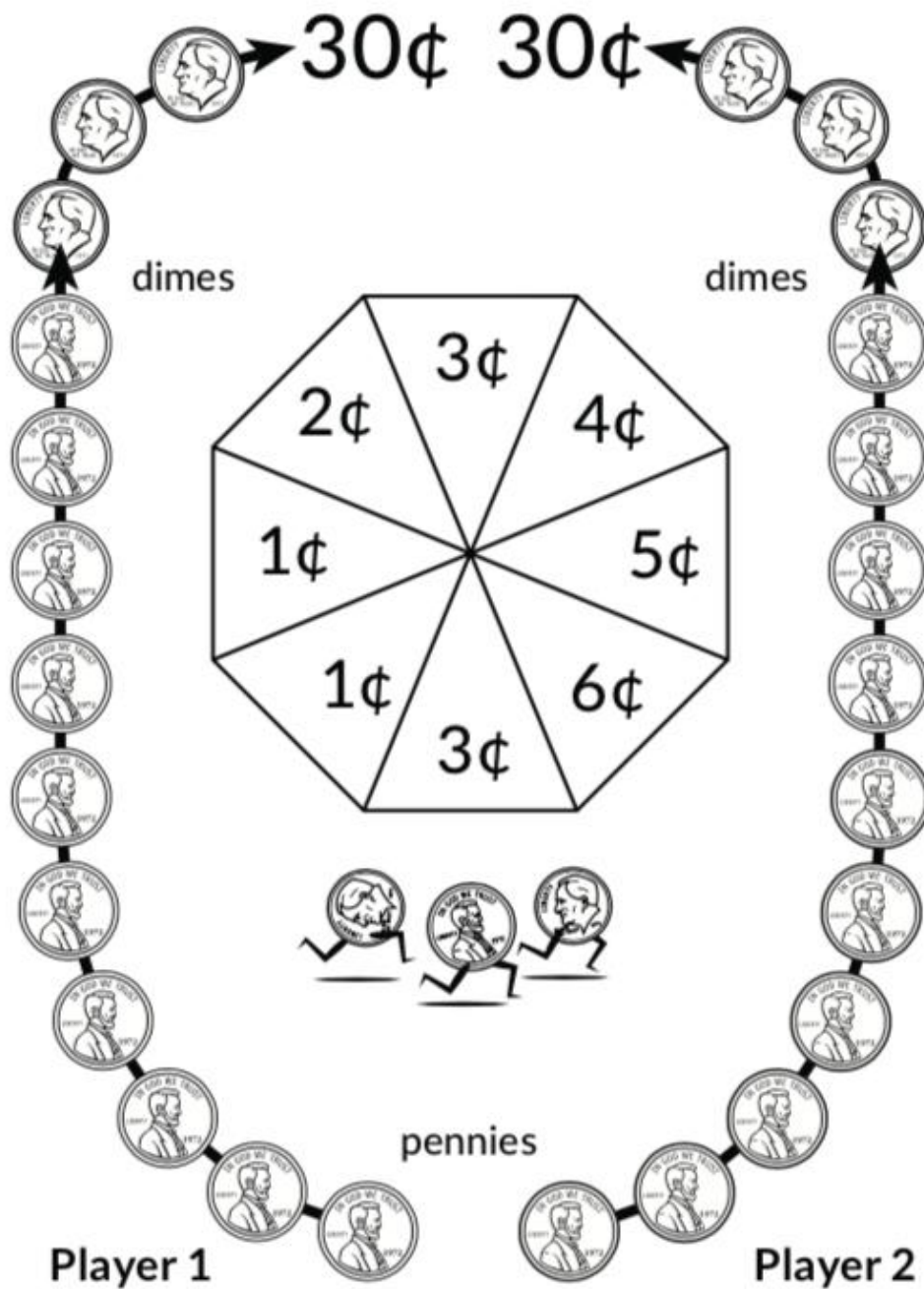
- Ask questions during the game:

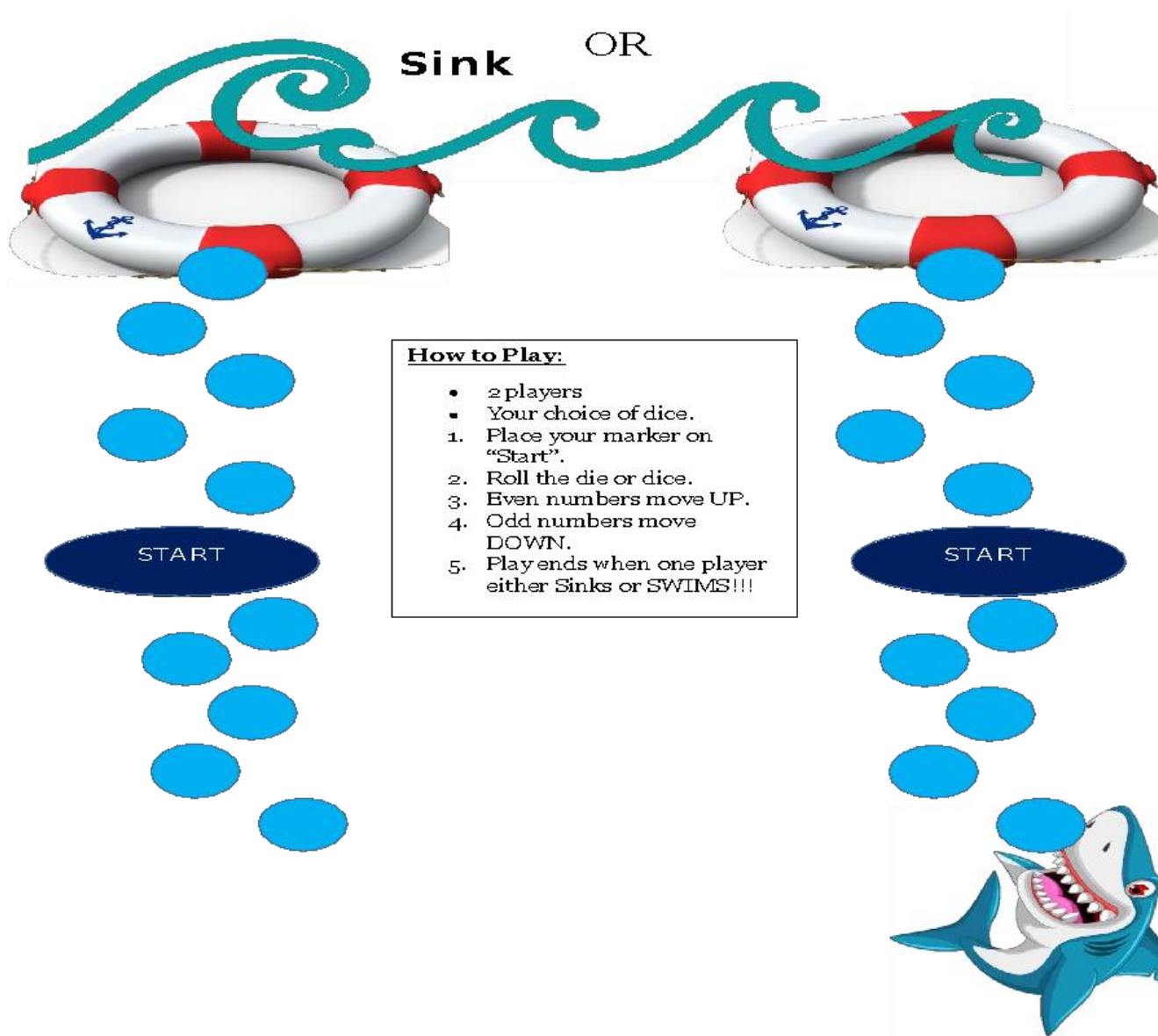
- » *How many more pennies do you need before you can trade for a dime?*
- » *I see that you have 2 dimes and 1 penny right now. How much money is that? Let's count it together, ready? Ten, twenty, twenty-one—you have twenty-one cents. Let's count how much money I have.*
- » *Who has more money right now?*
- » *How much would one of us need to catch up with the other?*
- » *How many more pennies do you need before you'll have 30¢ exactly?*
- » *How many more pennies do I need?*

- Ask questions after the game:

- » *How much money did you collect?*
- » *How much money did I collect?*
- » *How much do we have in all?*

Race You to 30¢ Game Board





Summer Reading

Family Resources and Reading Log



READING IS THINKING!

CONNECT

This reminds
me of...

Use my
experiences to help
me understand

VISUALIZE

In my mind,
I see...

Create mental
images as I read

SUMMARIZE

Determine the
important ideas

This is mainly about...

INFER

Use text evidence &
what I know to make
sense of my reading

This probably means...

QUESTION

Wonder & search
for answers

I wonder...

PREDICT

Use clues to infer
what may happen
next

I predict that...










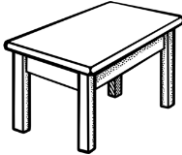




ASKING THE RIGHT QUESTIONS

When reading with your child, check for understanding by asking questions. Don't just ask questions at the end, it's important to check for understanding before, during and after reading. Here are some questions to ask!

BEGINNING	MIDDLE	END
<ul style="list-style-type: none"><input type="checkbox"/> What do you think will happen in this story?<input type="checkbox"/> What might be the problem?<input type="checkbox"/> Where may be the setting of the story?<input type="checkbox"/> What do you know about this topic?<input type="checkbox"/> What does this story make you think of?<input type="checkbox"/> What are you wondering?<input type="checkbox"/> What does the title tell you?	<ul style="list-style-type: none"><input type="checkbox"/> What do you think will happen next?<input type="checkbox"/> What can you tell me about the story so far?<input type="checkbox"/> How do you feel about the story so far?<input type="checkbox"/> What questions do you have?<input type="checkbox"/> Why do you think the character did that?<input type="checkbox"/> What would you have done?	<ul style="list-style-type: none"><input type="checkbox"/> What was the title?<input type="checkbox"/> What was the problem/solution in the story?<input type="checkbox"/> Why do you think the author wrote this book?<input type="checkbox"/> What was your favorite/least favorite part?<input type="checkbox"/> What would you change about the story?<input type="checkbox"/> What will happen next?

Color in a square each time you give one of the following suggestions a try.
How many times can you get “four in a row”? Can you fill the entire board?













June 2025


<p>Your choice!</p>	<p>Read a book written by a favorite author.</p>	<p>Read to a pet.</p> 	<p>Read while listening to music.</p> 
<p>Read with sunglasses on.</p> 	<p>Read in a bathtub.</p>	<p>Read with a stuffed animal.</p> 	<p>Read a book with an animal on the cover.</p>
<p>Read in the dark with a flashlight.</p> 	<p>Read under a table.</p> 	<p>Read while eating a snack.</p> 	<p>Read while lying down.</p>
<p>Read outside.</p>	<p>Read while wearing a hat.</p> 	<p>Read with someone you love.</p> 	<p>Read while it's raining.</p> 




July 2025












<p>Read with a stuffed animal.</p> 	<p>Read while sitting under a tree.</p> 	<p>Your choice!</p>	<p>Read while eating fruit.</p> 
<p>Read with someone older than you.</p>	<p>Read with a family member.</p> 	<p>Read right before you fall asleep.</p>	<p>Build a fort and read inside.</p> 
<p>Read a book on Zoom with a friend or family member.</p>	<p>Read while eating breakfast.</p> 	<p>Read while sitting backwards on a chair.</p> 	<p>Read a book involving sports.</p> 
<p>Read in bed.</p> 	<p>Read while wearing red, white, and blue.</p> 	<p>Read while having a picnic.</p> 	<p>Read on a couch.</p> 



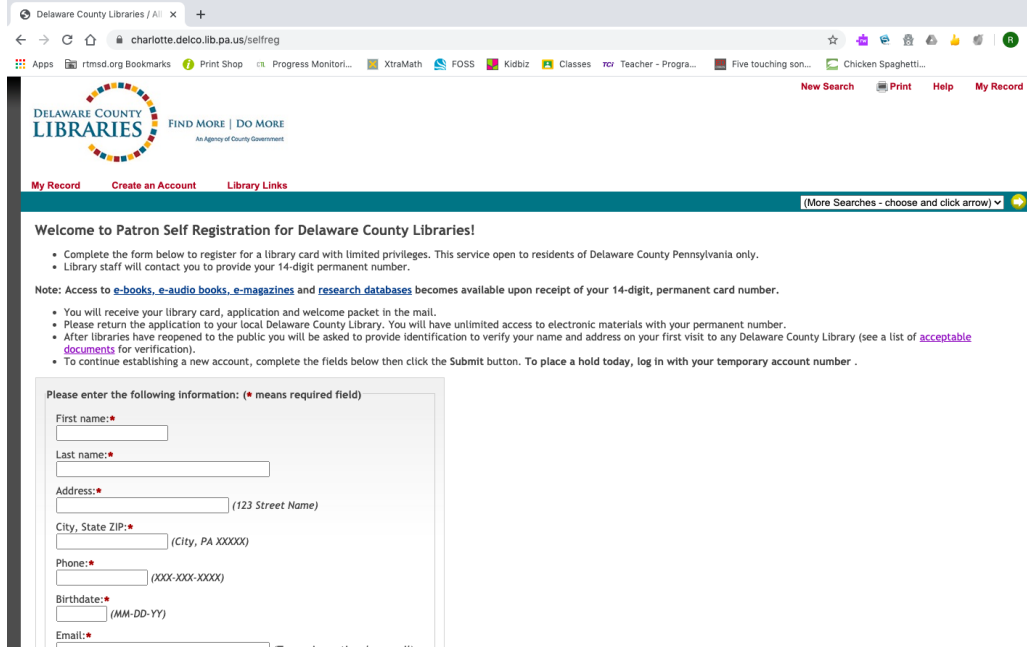
August 2025



<p>Read at a park.</p> 	<p>Read in your pajamas.</p>	<p>Read while eating ice cream.</p> 	<p>Read to someone younger than you.</p>
<p>Read a book you loved when you were really little.</p>	<p>Read with a whisper voice.</p>	<p>Read while enjoying a drink.</p> 	<p>Read when you first wake up.</p> 
<p>Read in your mom or dad's bed.</p> 	<p>Read an entire book in one sitting.</p>	<p>Read to a pet.</p> 	<p>Hold a spoon and pretend to read into it like a microphone.</p>
<p>Read in the shade.</p> 	<p>Read with a stuffed animal.</p> 	<p>Read under an umbrella.</p> 	<p>Your choice!</p>

HOW TO GET BOOKS...FROM HOME!

If you don't have a library card, get one here: <https://charlotte.delco.lib.pa.us/selfreg>!



The screenshot shows a web browser window with the URL charlotte.delco.lib.pa.us/selfreg. The page is the "Patron Self Registration for Delaware County Libraries!" form. It includes a welcome message, instructions, and a registration form with the following fields:

- First name: *
- Last name: *
- Address: * (123 Street Name)
- City, State ZIP: * (City, PA XXXXX)
- Phone: * (XXX-XXX-XXXX)
- Birthdate: * (MM-DD-YY)
- Email: *

Each field is marked with a red asterisk indicating it is required. The form also includes a "Submit" button and a "Cancel" button.

In order for free access with a DCLS library card, patrons have to go through the www.delcolibraries.org website.

-->Click Explore Resources.

-->Scroll through the resources & click on the ones of interest.

Our highest recommendations for sites to get books are:

[BookFlix](#)

[Hoopla](#)

[TrueFlix](#)

[Tumblebooks](#)

[Virtual Storytime](#)

[World Almanac for Kids](#)

[NoveList K-8](#) - book lists & reviews

Summer Reading Log

Log the minutes you read.

[illegible]

Summer Reading Log

Log the minutes you read.

[illegible]

Summer Reading Log

Log the minutes you read.

[illegible]

Summer Reading Log

Log the minutes you read.

[illegible]

Summer Reading Log

Log the minutes you read.

[illegible]

Summer Reading Log

Log the minutes you read.

[illegible]

Summer Reading Log

Log the minutes you read.

[illegible]


Summer Reading Log

Log the minutes you read.

[illegible]

Congratulations!

You are a
Math and
Reading



Champion!